

題名 ISWI Newsletter – Vol. 2 No. 83
 差出人 maeda@serc.kyushu-u.ac.jp

```
*****
* ISWI Newsletter – Vol. 2 No. 83                25 October 2010 *
*
*           I S W I = International Space Weather Initiative      *
*                   (www.iswi-secretariat.org)                    *
*
* Publisher:      Professor K. Yumoto, SERC, Kyushu University, Japan *
* Editor-in-Chief: Mr. George Maeda, SERC (maeda[at]serc.kyushu-u.ac.jp)*
* Archive location: www.iswi-secretariat.org (maintained by Bulgaria) *
*           [click on "Publication" tab, then on "Newsletter Archive"] *
*****
```

Attachment(s):

(1) "CHAIN (African Skies No. 14)", 4.3 MB pdf, 6 pages.

<<< Re: CHAIN Project of Kyoto University, Japan. >>>

Dear ISWI Participant:

In yesterday's ISWI Newsletter, a few words were written about a publication series called "African Skies" (www.sao.ac.za/~wgssa/archive.php). All back issues are archived at this web site.

Today, I bring your attention to one article from the most recent edition of "African Skies" -- please find the article attached. (Note that the file size is large, over 4 MB.)

The CHAIN Project is a major contribution from Japan to ISWI. A member of the CHAIN Project is scheduled to attend the upcoming ISWI Workshop in Egypt; if you have any questions about the project the workshop would be a good opportunity to ask those questions.

I invite other projects to send in their news to me before the workshop in Egypt next month.

Cheerfully yours,
 George Maeda
 The Editor
 ISWI Newsletter

African Skies



Cieux Africains

No. 14

ISSN 10278389

June 2010



J Mimouni

The Rhoufi Canyon and Oasis in the Aurès Mountain-range: it is located not too far from the proposed Aurès National Observatory, to which the Workshop devoted much of its attention.

In this Issue:

Papers presented at
**The Auresian Workshop on
Astronomy and Astrophysics**

Batna University, Batna, Algeria 29–30 April 2008

African Skies / Cieux Africains

No. 14

CONTENTS

July 2010

Editorial	1
<i>N. Mebarki</i>	
L'Ecole Doctorale Astronomie & Astrophysique d'Ile-de-France: Quelques Réflexions à Son Propos	2
<i>P. Léna</i>	
Les Applications de Géodésie Spatiale	5
<i>S. Kahlouche, G. Ghezali, H. Dekkiche, S. Touam & A. Zeggai</i>	
A Brief Discussion of Cosmic Acceleration and Dark Energy Problems	9
<i>M. Ishak Boushaki</i>	
Can the Space Non-Commutativity Explain the Dark Energy and Matter-Antimatter Asymmetry?	13
<i>N. Mebarki & F. Khelili</i>	
Continuous H-alpha Imaging Network Project (CHAIN) with Ground- based Solar Telescopes for Space Weather Research	17
<i>S. UeNo, K. Shibata, K. Ichimoto, R. Kitai, S. Nagata, G. Kimura & Y. Nakatani</i>	
Astroparticle Physics	21
<i>R. Atallah</i>	
Stellar Nucleosynthesis	24
<i>S. Goriely</i>	
L'Envol de l'Astronomie Infrarouge	28
<i>P. Léna</i>	
The Matter-Antimatter Asymmetry at the Electroweak Scale	33
<i>A. Abriche</i>	
Les Planètes Extrasolaires	35
<i>R. Ferlet</i>	
A National (Regional) Observatory Project in Lebanon: A Roadmap for the Development of Astronomy and Astrophysics	38
<i>R. Hajjar</i>	
Panorama of Astrophysics	40
<i>J. Mimouni</i>	
Un Observatoire dans la région des Aurès	44
<i>N. Segbouani</i>	
Matière Noire et sa Détection	47
<i>F. Benrachi & S. Kaim</i>	

Part of Japan's
contribution to
ISWI

POSTER SESSIONS

DORaySol, a Ground-based Instrument to Measure the Sun's Radius	51
<i>M. Fodil, R. Ikblef & F. Morand</i>	
Visibility of the Thin Lunar Crescent	54
<i>M. Fouka</i>	
Noncommutative De Sitter Space-time and Pair Creation	58
<i>N. Mebarki, S. Zaim, L. Khodja & H. Aissaoui</i>	
Monte Carlo Simulation of the Atmospheric Muon Spectra	60
<i>T. Djemil, R. Attalab & J.N. Capdevielle</i>	

Working Group on Space Sciences in Africa

c/o South African Astronomical Observatory, Box 9, Observatory 7935, South Africa
Telephone: +27 21 447 00 25, Telefax: +27 21 447 36 39
<http://www.sao.ac.za/~wgssa>

Continuous H-alpha Imaging Network Project (CHAIN) with Ground-based Solar Telescopes for Space Weather Research

S. UeNo¹, K. Shibata², K. Ichimoto, R. Kitai, S. Nagata, G. Kimura & Y. Nakatani

*Kwasan & Hida Observatories, Kyoto University, Kamitakara, Takayama, Gifu 506-1314, Japan
e-mail: ¹ueno@kwasan.kyoto-u.ac.jp; ²shibata@kwasan.kyoto-u.ac.jp*

Abstract. It is very important for understanding and prediction of the space weather situation to accurately observe erupting phenomena on the solar surface that are initial boundary conditions of all processes. Therefore, we are preparing to create a world-wide observational network with ground-based solar telescopes that is called as "Continuous H-alpha Imaging Network (CHAIN) project". The aim of this project is 24-hour continuous observation of the three-dimensional velocity fields of filament eruptions and shock-wave structures on the whole solar surface. The Flare Monitoring Telescope (FMT) that was constructed in 1992 at Hida observatory can simultaneously observe the full-disk Sun at different wavelengths around H-alpha absorption line, so we can measure the three-dimensional velocity field of the chromospheric gas motion on the full-disk Sun. We plan to use the FMT-type telescopes for the CHAIN-project. We already selected Peru as the country where the 1st oversea FMT will be installed, and we are preparing the installation aiming to start the operation of the FMT in Peru by the end of 2009 before the maximum phase of the solar cycle 24. On the other hand, we have received several informal offers to participate in the CHAIN project from other countries or institutes. In those countries, Algeria is located in the most suitable longitude in the meaning that it can cover the period between the evening of Japan and the morning of Peru. Then, we intend to actually visit and investigate possible sites in Algeria (Aures area, Tamanrasset area) in May 2008 with being supported by CRAAG of Algeria. Such international cooperation will also promote worldwide spread of the solar physics and space weather research

Sommaire. Il est très important pour la compréhension et la prédiction de la situation du météo de l'espace d'observer précisément des phénomènes en éruption sur la surface du Soleil qui sont des conditions aux limites initiales de tous les processus. Par conséquent, nous nous apprêtons à créer dans le monde entier un réseau d'observation avec des télescopes basés au sol solaire et qui est appelé « projet (CHAIN) du réseau d'imagerie H-alpha continu ». L'objectif de ce projet est l'observation continue de 24 heures du champ des vitesses tridimensionnel des éruptions du filament et les structures de l'onde de choc sur toute la surface solaire. Le télescope de surveillance poussée (FMT) qui a été construit en 1992 à l'observatoire de Hida peut observer simultanément le disque plein du soleil à des différentes longueurs d'onde d'absorption autour de la ligne H-alpha, afin que nous puissions mesurer le champ de vitesse tridimensionnel du mouvement du gaz chromosphérique sur le disque plein du soleil. Nous envisageons d'utiliser les télescopes du type FMT du projet (CHAIN). Nous avons déjà choisi le Pérou comme pays où le premier outre-mer FMT sera installé, et nous nous préparons l'installation visant à commencer l'opération du FMT au Pérou d'ici la fin de l'année 2009 avant la phase maximale du cycle solaire 24. D'autre part, nous avons reçu d'autres pays ou instituts plusieurs offres informelles à participer dans le projet (CHAIN). Dans ces pays, l'Algérie se trouve dans la longitude la plus appropriée dans le sens qu'elle peut couvrir la période entre la soirée du Japon et la matinée du Pérou. Ensuite, nous avons l'intention de visiter et investir les sites possibles en Algérie (région de l'Aurès, région de Tamanrasset) en mai 2008 et soutenus par le CRAAG d'Algérie. Une telle coopération internationale favorisera également la propagation dans le monde entier de la physique solaire et de la recherche de la météo de l'espace.

Introduction

Hida Observatory of Kyoto University has five kinds of telescopes (Figure 1). Two telescopes are used for night astronomy: the 60cm reflector and the 65cm refractor, and other three telescopes are used for solar observations: the Domeless Solar Telescope (DST), the Solar Magnetic Activity Research Telescope (SMART) and the Flare Monitoring Telescope (FMT). By using these telescopes, we have studied mainly on the following four kinds of themes;

- Solar physics
- Solar-astro plasma physics
- Solar-stellar physics
- Solar-system physics

In the former two themes, we recently consider that studying of variation of the solar-terrestrial environment (the space weather) is a very important subject in recent information society. The space-weather environment around the earth greatly depends on three-dimensional structures and

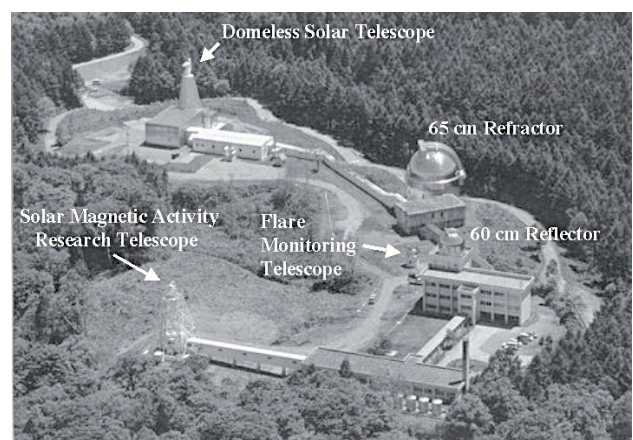


Fig. 1. Hida Observatory.

velocities of the CME, shockwave and solar-wind disturbance around the magnetosphere. For the purpose of accurate understanding or prediction of the structures and velocities of the CMEs in the solar-terrestrial space, it is very important to accurately observe erupting phenomena on the solar surface




Fig. 2. (a) Picture of the FMT at Hida Obs. (b) H-alpha line center image, (c) H-alpha - 0.8 Å image, (d) H-alpha + 0.8 Å image, (e) continuum-light image, (f) prominence-mode image.

that are initial boundary conditions of them. Therefore, we are preparing to create a worldwide observational network with ground-based solar telescopes that is called as "Continuous H-alpha Imaging Network (CHAIN)-project". In this project, we especially focus on 24-hour continuous observation of the three-dimensional velocity fields of filament eruptions and shock-wave structures on the whole solar surface.

The FMT that was constructed in 1992 at Hida Observatory to investigate the long-term variation of solar activity and explosive events (Kurokawa *et al.*)² is very suitable for the three-dimensional velocity measurement of eruptive phenomena on the whole solar surface. Therefore, we plan to use FMT-type telescopes in this project.

In this paper, we introduce characteristics of our instrument, examples of data analysis by using the FMT data, international cooperation under the CHAIN-project and its future prospect.

Instruments for the CHAIN Project

We use FMT-type telescopes in the CHAIN project. The original FMT in Hida Observatory consists of six small telescopes (Figure 2 (a)). The optical system of the FMT is also simple (Figure 3). Table 1 shows specifications of the FMT at Hida Obs. The one of six telescopes is used as a photoelectric guider. The others simultaneously observe the full-disk Sun at different wavelengths or in different modes without time lag (Figure 2 (b), (c), (d), (e), (f)). Therefore, we can measure the Doppler velocity of the chromospheric gas without effects of temporal variation of atmospheric seeing from multi-wavelength images. Moreover, we can also obtain 3D velocity field by combining Doppler velocity fields with transversal velocity fields. Therefore, the FMT-type telescope is very suitable for the CHAIN-project.



Fig. 3. Schematic of the optical system of a telescope in the FMT². Every five telescopes have almost the same structure.

The digital images of each telescope are obtained with CCD cameras at intervals of 20 seconds, the exposure time are 1 – 4 ms, the speed of frame-transfer is 15 f/s

These cameras are connected to five computers through a 80-m optical fiber cable of G-bit Ether-net (Figure 4). Images are smoothly transferred and stored in the computers.

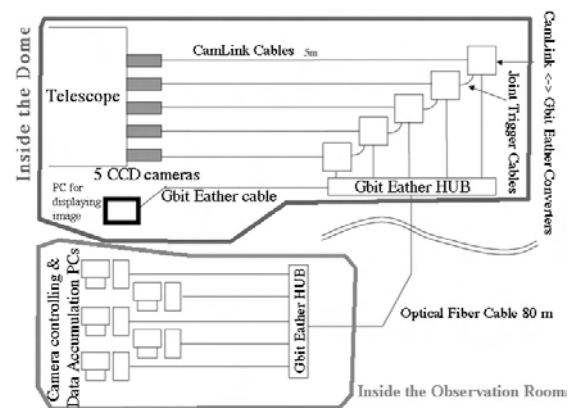


Fig. 4. Schematic of data acquisition system.

Table 1. Specifications of the FMT in Hida Obs.²

Optics		
Diameter 64 mm		
F-ratio 30		
Focal length 1920 mm		
Spatial resolution 1.8 arcsec		
Filters		
Telescope-name	Center-wavelength	Passband
H-alpha center	6562.8 Å	0.42 Å
H-alpha +0.8 Å	6563.6 Å	0.5 Å
H-alpha -0.8 Å	6562.0 Å	0.5 Å
Continuum	6100 Å	60 Å
Prominence	6562.8 Å	3 Å

We are considering two groups of telescopes as the members of CHAIN. The first group is made up of the existing foreign H-alpha solar full-disk telescopes that will be modified for multi-wavelength observation. The second group is formed by newly installed FMT-type telescopes at foreign appropriate places. As for the latter group, we have examined the possibility of installations of the telescopes in developing countries.

Examples of Data Analysis

We introduce examples of data analysis with the FMT data.

In the process of measuring the Doppler velocity of chromospheric filament structures, we apply the "cloud model fitting" to multi-wavelength images (Figure 5). The transversal velocity field is directly measured from solar images. Then, we can obtain three-dimensional velocity field (Figure 6). Morimoto & Kurokawa⁴ investigated 35 typical disappearing filaments that were detected from 1992 to 2000, and they distinguished whether each active filament really erupted or not by analyzing its time-variation of the radial upward velocity, and investigated the relation with coronal structure and CME.

As the result, all really erupting filaments correspond to appearances of coronal arcade structures and CMEs. In other words, sources of all CMEs are chromospheric H-alpha

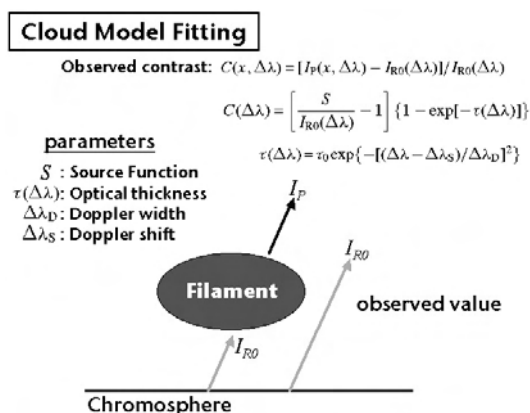


Fig. 5. Principle of the cloud model fitting.

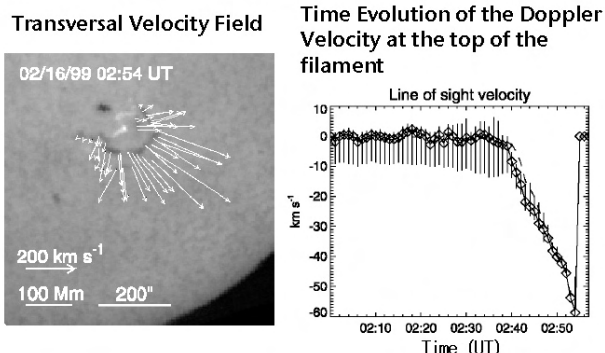


Fig. 6. Sample figures of three-dimensional velocity.




Fig. 7. Sample figures of the shock-wave observation (Narukage *et al.*)⁵

filaments.

On the other hand, the FMT is competent for detection of wave-like phenomena on the chromosphere (Figure 7). We call such wave-like phenomena as the "Moreton wave". More than half the number of Moreton waves that were found over the world in the past have been discovered with the FMT. Theoretically Moreton wave has been considered to show the cross-section in the chromosphere of a shockwave generated by a strong solar flare. Narukage *et al.*⁵ actually investigated their characteristics and compared with X-ray waves in the corona. As the result, these two kinds of waves are very similar in the speed, timing and propagating direction. Moreover, their speeds correspond to the expected MHD shockwave. Therefore, we can know an aspect of the shockwave that spread in the interstellar space by observing chromospheric wave.

Our main subject of the CHAIN project will be investigation of the correlation between "the velocity strength and direction of the erupting phenomena" and "the strength of effects of the corresponding CMEs on the earth".



Fig. 8. (a) The campus of Ica Univ. (b) The coelostat and spectroscope that will also be installed in Ica University.

Table 2. Improvement of Filter

At present:	CHAIN version:
• H α center	→ H α center
• H α +0.8 Å	→ H α +0.8 Å
• H α -0.8 Å	→ H α -0.8 Å
• H α Prominence	→ H α +3.2 Å
• Red Continuum	→ H α -3.2 Å
Observable range of the Doppler velocity	
0 ~ 80 km/s	0 ~ 130 km/s

The First Overseas FMT in Peru

We already selected Peru as the country where the 1st overseas FMT will be installed, and decided the campus of Ica University as the installation-site (Figure 8 (a)). Fortunately, this wide campus ground will be developed and provided as the "Solar Station" by Ica Univ. in 2008 and another instrument for measuring solar spectra will also be installed here with being supported by National Astronomical Observatory of Japan (Figure 8 (b)). Therefore, the infrastructure and the educational environment of this site are excellent. We are preparing various items, aiming to start

the operation of the FMT in Peru by the end of 2009, before the next maximum phase of the solar cycle 24. For example, we will improve filter combination for the FMT in Peru as shown in Table 2, so that the observable range of the Doppler velocity will be enlarged.

Cooperation with Algeria

We have received several informal offers to participate in the CHAIN project from other countries or institutes. In those countries, Algeria is located in the most suitable longitude (Figure 9) in the meaning that it can cover the period between the evening of Japan and the morning of Peru (Figure 10). Moreover, in Algeria, there is a plan of construction of a new astronomical observatory by CRAAG (see Dr. Seghouani's thesis) and they also hope to install some solar telescope in the new observatory. CRAAG people have already started investigation of the possible sites. We consider that the installation of the FMT in the Algerian new observatory will give merit to both Japan and Algeria. Therefore, we also intend to actually visit and investigate possible sites in Algeria (around Aures area and Tamanrasset area as shown in Figure 11) in May 2008. In this time, we will investigate the following points with being supported by CRAAG:

- General climate
- Manpower
- Infrastructure
- Appearances of the atmospheric turbulence

After that, we hope to continue cooperation with Algerian people especially on the continuous measurement of atmospheric turbulences and on studies of solar physics and space-weather.

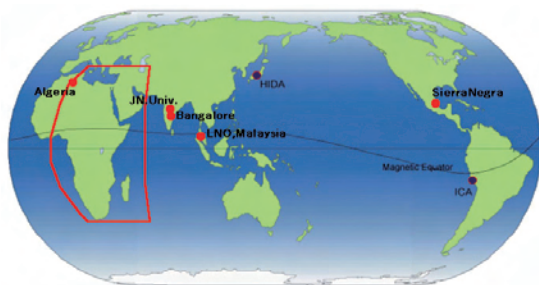


Fig. 9. Positions of possible sites of CHAIN stations on the world map. Blue circles shows Hida Obs. and Ica Univ. Red circles shows the countries or institutes that sent us offers to participate in the CHAIN project. The region surrounded by a red solid line is located around middle between Japan and Peru.

Summary

Observations of solar flares, filament eruptions and shockwaves are very important for the space weather research. The FMT is a powerful instrument for studying physical properties (especially 3D velocity field) of large-scale eruptive phenomena on the whole solar-disk. We are planning CHAIN project and installation of the FMT in Peru in order to obtain more data continuously with aiming to start the operation of the FMT in Peru by the end of 2009, before the maximum phase of the solar cycle 24. Other several countries or institutes have already hoped for

participation in the CHAIN-project. Algeria is good position as the possible site for installing the 2nd oversea FMT, because of the appropriate longitude. We hope to strengthen connections with Peru and Algeria in the field of solar physics and space-weather research in order to realise our conception.

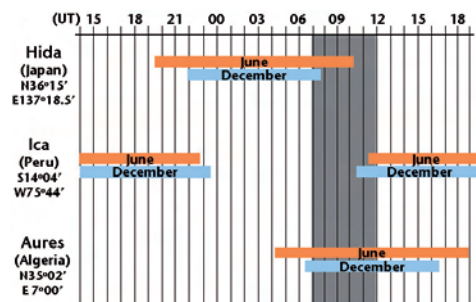


Fig. 11. Maximum and minimum daytime-period of Japan, Peru and Algeria. The gray zone shows a blank period of solar observation between the evening of Japan and the morning of Peru.



Fig. 11. Positions of possible sites in Algeria.

We are deeply grateful to Drs. N. Seghouani, A. Bouldjedri, J. Mimouni, N. Akacem and CRAAG, Batna Univ. in Algeria and Drs. J.K. Ishitsuka, M. Ishitsuka, H.T. Aviles and IGP, Ica Univ. in Peru and Drs. T. Sakurai, Y. Nishino, H. Miyazaki and NAOJ in Japan for their great supports and arrangements. This work is also supported by a Grant-in-Aid for Creative Scientific Research of the MEXT "Basic Study of Space Weather Prediction" (17GS0208 PI: K. Shibata).

References

1. UeNo, S., Shibata, K., Kimura, G., Nakatani, Y., Kitai, R. and Nagata, S., *Bull. Astr. Soc. India*, 35, pp. 697–704 2007.
2. Kurokawa, H., Ishiura, K., Kimura, G., Nakai, Y., Kitai, R., Funakoshi, Y. and Shinkawa, T.J., *Geomag. Geoelectr.*, 47, pp.1043–1052, 1995.
3. Morimoto, T.; and Kurokawa, H., *Publ. Astron. Soc. Japan* 55, pp.503–518, 2003a.
4. Morimoto, T. and Kurokawa, H., *Publ. Astron. Soc. Japan* 55, pp.1141–1151, 2003a.
5. Narukage, N., Hudson, H.S., Morimoto, T., Akiyama, S., Kitai, R., Kurokawa, H. and Shibata, K., *Astrophysical Journal* 572, LL.109–112, 2002.
6. Ishitsuka, J.K., Ishitsuka, M., Aviles, H.T., Sakurai, T., Nishino, Y., Miyazaki, H., Shibata, K., UeNo, S., Yumoto, K. and Maeda, G., *Bull. Astr. Soc. India*, 35, pp. 709–712, 2007.